

Scaled data based on original data using  
LM-79-08 Approved Method: Electrical and Photometric Measurements of Solid-  
State Lighting Products

Test Report Prepared for  
Cooper Lighting Solutions  
(formerly Eaton)

Brand: STREETWORKS

Report Number: P191384

Luminaire Tested: **GAN-AF-06-LED-U-T2-1200-ADJ**

Issue Date: 3/3/2020

**Test Information**

Test Method: LM-79-08  
Report Number: P191384  
TEST IS SCALED FROM IESNA LM-79-08 TEST DATA (P24139)  
Test Lab: INNOVATION CENTER P2  
Issue Date: 3/3/2020  
Manufacturer: COOPER LIGHTING SOLUTIONS (FORMERLY EATON)  
Product Line: STREETWORKS  
Catalog Number: GAN-AF-06-LED-U-T2-1200-ADJ  
Description: GALLEON AREA AND ROADWAY LUMINAIRE  
(6) 70 CRI, 4000K, 1200mA LIGHTSQUARES WITH 16 LEDS EACH AND TYPE II OPTICS  
Light Source: -  
Ballast/Driver: ELECTRONIC DRIVER

**Summary**

Lumens per Lamp: N/A  
Luminaire Lumens: 39204.6 lumens  
Efficiency: N/A  
Efficacy: 102.6 lumens/watt  
Luminous Opening: Rectangular (W 1.5' x L: 1' x H: 0')  
IES Classification: Type II - Medium - Full Cutoff  
BUG Rating: B3 - U0 - G5

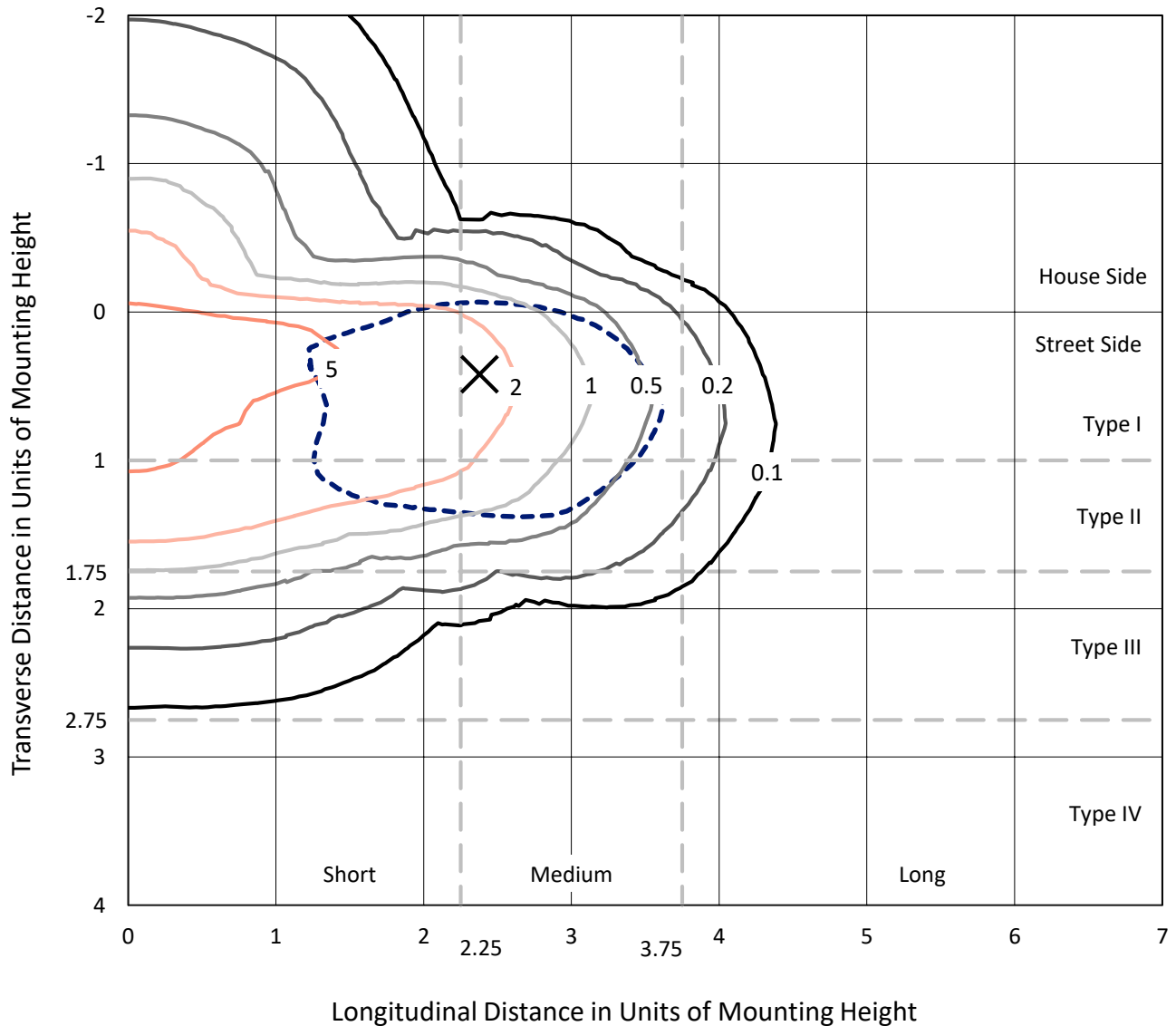
Input Watts (W): 382  
Input Voltage (V): NR  
Input Current (Ain): NR  
Voltage Rise (V): NR  
Power Factor: NR  
Total Harmonic Distortion (THDi): NR  
Frequency (hertz): 60  
Stabilization Time: NR  
Operation Time: NR  
Ambient Temperature (°C): NR  
Test Distance: 28.75 FT



REPORT NUMBER: P191384  
 CATALOG NUMBER: GAN-AF-06-LED-U-T2-1200-ADJ

### Iso-Footcandle Lines of Horizontal Illumination

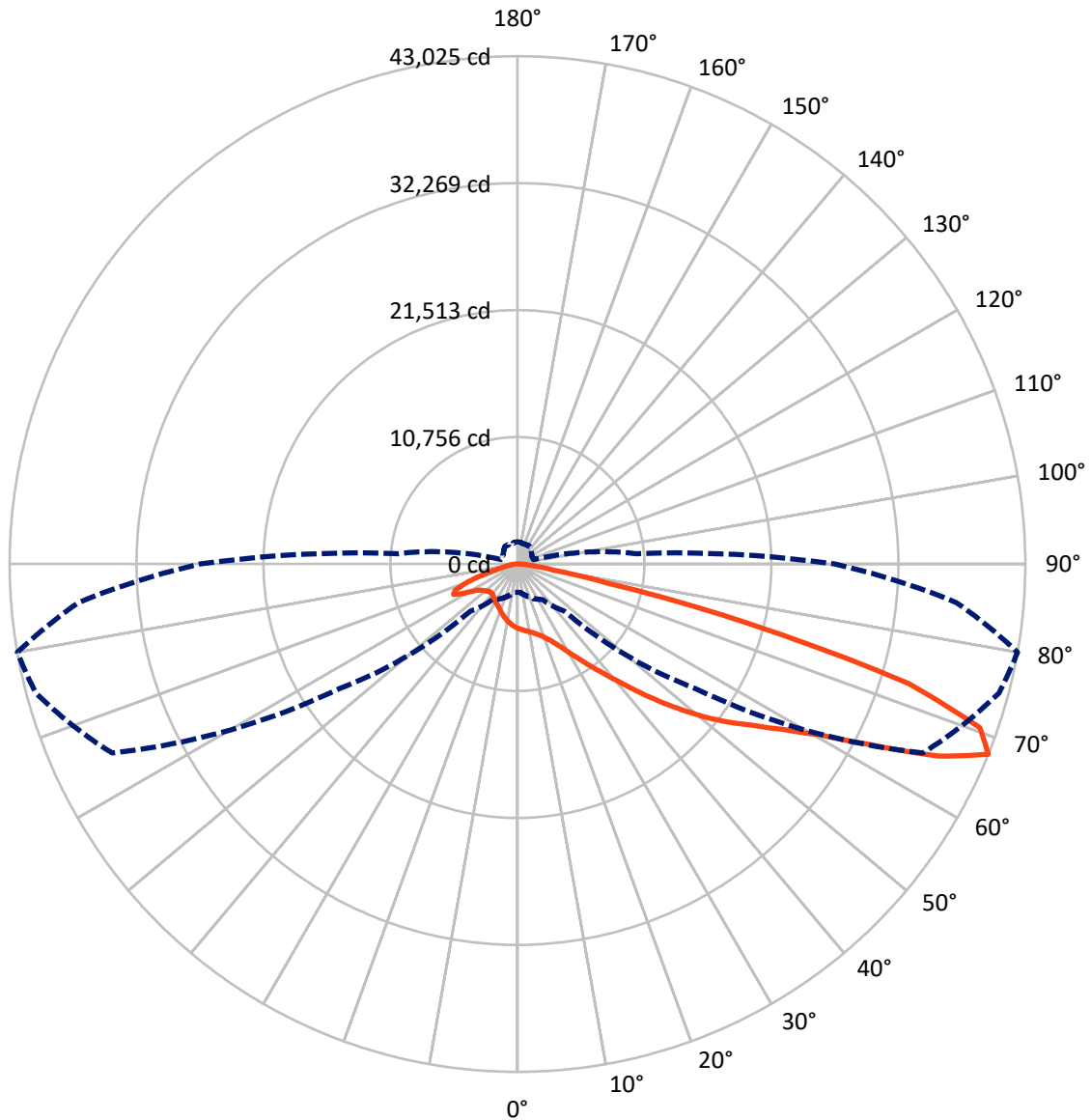
× Max cd  
 - - - 1/2 Max cd



Based on 30 foot mounting height. Maximum calculated value = 7.4 fc  
 Type II - Medium - Full Cutoff

REPORT NUMBER: P191384  
CATALOG NUMBER: GAN-AF-06-LED-U-T2-1200-ADJ

### Luminous Intensity Polar Plot



— Vertical Plane Through 80-Deg Lateral    - - - Horizontal Cone Through 67.5-Deg Vertical



REPORT NUMBER: P191384

CATALOG NUMBER: GAN-AF-06-LED-U-T2-1200-ADJ

**FLUX DISTRIBUTION:**

		Downward	Upward	Total
<b>House Side</b>	Lumens	7220.0	0.0	7220.0
	% Fixture	18.4	0.0	18.4
<b>Street Side</b>	Lumens	31984.6	0.0	31984.6
	% Fixture	81.6	0.0	81.6
<b>Total</b>	Lumens	39204.6	0.0	39204.6
	% Fixture	100.0	0.0	100.0

**Coefficient of Utilization**

**ZONAL LUMENS:**

Zone	Lumens	% Fixture
0°-10°	502.4	1.3
10°-20°	1447.3	3.7
20°-30°	2395.7	6.1
30°-40°	3918.7	10.0
40°-50°	6327.2	16.1
50°-60°	9134.6	23.3
60°-70°	10080.6	25.7
70°-80°	4646.5	11.9
80°-90°	751.5	1.9
90°-100°	0.0	0.0
100°-110°	0.0	0.0
110°-120°	0.0	0.0
120°-130°	0.0	0.0
130°-140°	0.0	0.0
140°-150°	0.0	0.0
150°-160°	0.0	0.0
160°-170°	0.0	0.0
170°-180°	0.0	0.0
0°-90°	39204.6	100.0
0°-180°	39204.6	100.0



REPORT NUMBER: P191384

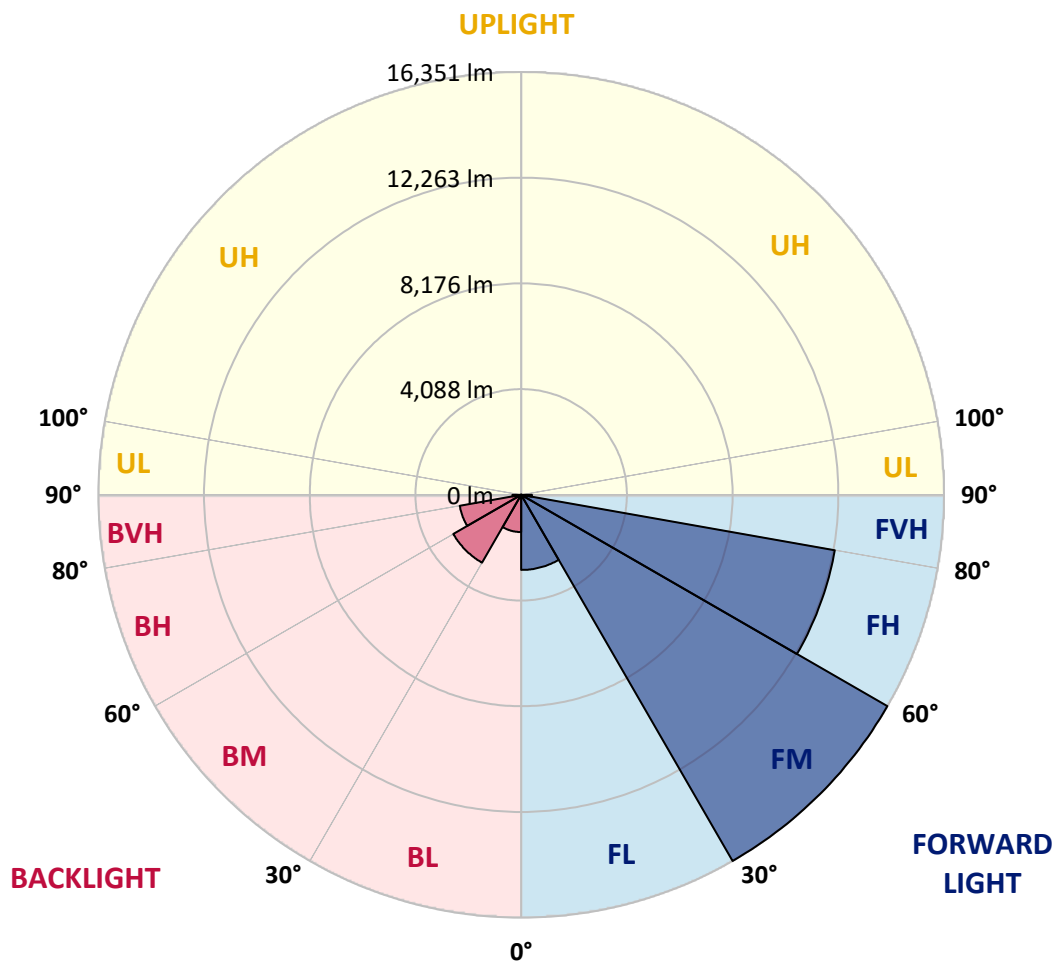
CATALOG NUMBER: GAN-AF-06-LED-U-T2-1200-ADJ

**LUMINAIRE CLASSIFICATION SYSTEM LUMEN TABLE AND BUG RATING:**

Zone	Lumens	% Fixture	Zone Rating/Lumen Limit		
			B	U	G
FL (0°-30°)	2905.0	7.4			
FM (30°-60°)	16351.2	41.7			
FH (60°-80°)	12315.2	31.4			G5
FVH (80°-90°)	413.2	1.1			G3/500
BL (0°-30°)	1440.5	3.7	B3/2500		
BM (30°-60°)	3029.2	7.7	B3/5000		
BH (60°-80°)	2411.9	6.2	B3/2500		G3/2500
BVH (80°-90°)	338.4	0.9			G3/500
UL (90°-100°)	0.0	0.0		U0/0	
UH (100°-180°)	0.0	0.0		U0/0	

**BUG Rating: B3-U0-G5**

Type II Medium





REPORT NUMBER: P191384

CATALOG NUMBER: GAN-AF-06-LED-U-T2-1200-ADJ

**CANDELA DISTRIBUTION (FULL):**

	0°	5°	15°	25°	35°	45°	55°	65°	75°	80°	85°
0°	5446.7	5446.7	5446.7	5446.7	5446.7	5446.7	5446.7	5446.7	5446.7	5446.7	5446.7
2.5°	5958.2	5923.4	5929.1	5919.5	5890.6	5840.4	5786.3	5687.9	5585.6	5531.6	5489.2
5°	6456.0	6446.4	6432.9	6402.0	6328.7	6224.5	6095.2	5921.5	5734.3	5635.8	5541.2
7.5°	6828.6	6822.8	6805.4	6786.2	6714.8	6589.2	6394.4	6147.3	5875.1	5740.0	5593.4
10°	6859.5	6869.1	6882.6	6934.8	6944.4	6876.9	6678.0	6378.9	6021.8	5848.1	5660.9
12.5°	6597.0	6618.2	6670.4	6803.5	6944.4	7027.4	6925.1	6622.1	6193.6	5983.2	5745.8
15°	6249.6	6261.2	6324.8	6508.2	6761.0	7017.7	7114.2	6890.4	6415.5	6156.9	5873.2
17.5°	6101.0	6106.7	6151.1	6272.7	6508.2	6874.9	7220.4	7181.8	6687.6	6373.1	6029.6
20°	6025.7	6039.2	6102.9	6222.5	6371.1	6691.5	7235.8	7496.4	7011.9	6643.3	6226.4
22.5°	6239.9	6234.2	6257.3	6317.1	6442.5	6635.6	7224.3	7820.7	7425.0	6990.7	6483.2
25°	6739.8	6761.0	6720.5	6653.0	6693.5	6828.6	7286.0	8171.9	7942.2	7436.5	6818.9
27.5°	7452.0	7430.8	7371.0	7212.6	7129.7	7187.6	7490.6	8550.2	8584.9	8023.3	7262.8
30°	8162.2	8144.9	8087.0	7894.0	7724.1	7675.9	7888.2	8984.5	9351.2	8727.8	7807.2
32.5°	8899.6	8880.2	8826.2	8633.2	8428.6	8316.7	8453.7	9486.3	10254.5	9569.3	8447.9
35°	9808.7	9771.9	9658.1	9389.8	9189.1	9102.2	9165.9	10117.4	11296.7	10565.2	9225.7
37.5°	10663.6	10719.6	10603.8	10233.2	9972.6	9941.8	10013.2	10887.6	12420.0	11678.8	10119.3
40°	11522.5	11532.1	11427.9	11124.9	10856.7	10806.5	10986.0	11821.6	13746.0	13010.6	11206.0
42.5°	12410.3	12429.7	12254.0	11974.2	11777.3	11787.0	11991.5	12916.0	15266.8	14579.7	12456.7
45°	13462.2	13491.2	13298.2	12931.4	12752.0	13112.9	13028.0	14143.5	16934.4	16363.1	13892.7
47.5°	14562.4	14606.8	14460.1	14116.5	13892.7	14388.6	14064.4	15504.3	18729.4	18275.8	15469.5
50°	15162.6	15226.3	15369.1	15344.1	15295.8	15212.8	15220.5	16963.4	20580.3	20267.6	17090.7
52.5°	14840.4	14838.4	15359.5	15992.6	16668.1	16718.3	16629.5	18501.7	22309.6	22215.1	18617.5
55°	13365.8	13466.1	14255.5	15481.1	17326.2	18478.5	18741.0	20263.8	24008.1	24118.1	20167.3
57.5°	10910.7	10993.7	12059.1	13767.2	16438.4	19524.6	21744.1	22825.0	25907.4	26420.8	22230.6
60°	7399.9	7500.3	8629.3	10681.0	14049.0	18941.7	24602.6	27395.4	28181.0	29348.7	25125.6
62.5°	4348.5	4439.2	5359.9	6737.9	9891.6	16233.8	25857.1	33897.8	31792.1	33766.6	29541.7
65°	2993.6	3055.3	3503.1	4194.0	5684.0	10933.8	24301.5	38387.2	37348.8	39240.3	34662.2
67.5°	2408.7	2401.0	2756.1	3227.1	3659.4	5637.7	18376.2	37879.6	42235.7	43025.1	37319.8
70°	1984.1	1976.3	2217.7	2607.5	2924.1	3174.9	10009.4	31965.8	41239.9	41560.2	34872.5
72.5°	1659.8	1667.6	1822.0	2111.5	2399.1	2391.4	4398.6	22487.2	32442.6	34658.3	27798.8
75°	1401.2	1405.1	1507.4	1712.0	1947.4	1926.2	2385.5	12182.6	18858.7	20400.8	15409.6
77.5°	1192.8	1196.6	1262.2	1376.2	1544.0	1536.4	1741.0	5263.3	7867.0	7770.4	5271.1
80°	1063.5	1063.5	1094.4	1115.6	1208.2	1173.5	1291.2	2528.4	3325.5	3070.7	2103.8
82.5°	833.8	837.7	1026.8	1019.1	951.5	907.2	907.2	1490.0	1762.1	1628.9	1231.4
85°	469.0	467.1	662.1	799.0	837.7	638.8	633.1	833.8	959.2	845.4	596.4
87.5°	200.7	204.6	306.9	355.2	474.8	397.6	391.8	430.4	488.4	422.7	276.0
90°	0.0	0.0	0.0	0.0	0.0	0.0	0.0	0.0	0.0	0.0	0.0



REPORT NUMBER: P191384

CATALOG NUMBER: GAN-AF-06-LED-U-T2-1200-ADJ

**CANDELA DISTRIBUTION (continued):**

	90°	95°	105°	115°	125°	135°	145°	155°	165°	175°	180°
0°	5446.7	5446.7	5446.7	5446.7	5446.7	5446.7	5446.7	5446.7	5446.7	5446.7	5446.7
2.5°	5448.5	5398.4	5288.3	5151.4	5027.8	4946.8	4873.4	4767.3	4773.1	4699.7	4645.6
5°	5444.8	5340.5	5085.7	4782.7	4491.3	4280.8	4122.6	3979.8	3945.1	3877.5	3837.0
7.5°	5448.5	5278.7	4850.2	4365.9	4004.9	3738.6	3603.4	3528.2	3510.8	3487.6	3489.6
10°	5462.1	5222.8	4591.6	3975.9	3597.6	3422.0	3389.2	3412.4	3439.4	3447.1	3449.1
12.5°	5492.9	5172.6	4308.0	3628.5	3342.9	3288.9	3344.8	3423.9	3476.1	3501.2	3499.2
15°	5562.5	5134.0	4035.7	3356.4	3201.9	3230.9	3335.1	3447.1	3522.4	3557.1	3559.1
17.5°	5637.7	5078.0	3755.9	3147.9	3097.8	3171.1	3300.4	3431.7	3524.3	3562.9	3570.6
20°	5736.2	5008.6	3462.6	2991.6	2999.3	3082.4	3203.9	3335.1	3437.4	3470.3	3485.7
22.5°	5865.5	4933.3	3205.8	2864.3	2887.4	2951.1	3045.6	3159.5	3248.3	3263.7	3277.2
25°	6039.2	4852.2	3001.2	2748.5	2758.1	2794.7	2858.4	2925.9	2987.7	2970.3	2983.8
27.5°	6272.7	4782.7	2848.8	2642.3	2624.9	2632.7	2665.4	2686.7	2719.5	2671.2	2677.0
30°	6546.8	4707.4	2731.1	2549.6	2501.4	2487.8	2495.6	2507.2	2532.2	2466.6	2457.0
32.5°	6865.2	4616.7	2621.0	2468.6	2401.0	2374.0	2377.8	2408.7	2505.2	2464.7	2443.4
35°	7235.8	4514.4	2505.2	2379.8	2333.5	2294.9	2291.0	2387.5	2675.1	2650.0	2630.7
37.5°	7670.1	4412.1	2389.4	2279.4	2283.2	2240.8	2227.3	2337.3	2707.9	2609.4	2595.9
40°	8222.1	4358.1	2291.0	2173.3	2221.5	2215.7	2188.7	2244.7	2491.7	2312.2	2289.1
42.5°	8905.3	4365.9	2217.7	2059.4	2148.2	2209.9	2167.4	2169.4	2258.2	2123.0	2101.9
45°	9748.8	4456.5	2165.6	1968.7	2065.1	2204.2	2159.8	2128.9	2136.6	2065.1	2053.6
47.5°	10733.1	4643.8	2128.9	1893.4	1986.1	2182.9	2157.8	2117.3	2099.9	2061.3	2051.6
50°	11827.5	4915.9	2101.9	1822.0	1914.7	2148.2	2159.8	2105.7	2086.4	2071.0	2065.1
52.5°	12902.5	5226.7	2061.3	1760.2	1858.7	2105.7	2165.6	2094.1	2072.9	2061.3	2055.5
55°	14101.1	5614.6	1999.6	1708.1	1812.4	2051.6	2165.6	2076.8	2053.6	2055.5	2053.6
57.5°	15720.4	6241.8	1926.2	1663.7	1756.4	1986.1	2128.9	2057.5	2028.5	2030.5	2032.4
60°	18250.8	7347.8	1837.4	1619.3	1686.8	1908.8	2078.6	2015.0	1986.1	1993.7	1995.7
62.5°	21972.0	8971.0	1721.6	1553.7	1613.5	1825.9	2009.2	1961.0	1932.0	1951.3	1951.3
65°	25839.7	10403.1	1578.8	1470.7	1536.4	1735.1	1922.3	1893.4	1864.4	1908.8	1906.9
67.5°	26880.1	10082.7	1436.0	1380.0	1459.1	1634.8	1818.1	1802.6	1787.2	1864.4	1860.5
70°	23878.8	8094.7	1304.8	1287.4	1374.2	1526.7	1706.2	1706.2	1696.6	1754.5	1741.0
72.5°	18192.9	5740.0	1179.3	1188.9	1277.7	1408.9	1584.6	1598.1	1582.6	1611.7	1600.0
75°	9739.1	3285.0	1053.8	1080.8	1158.1	1289.3	1449.5	1463.0	1453.3	1451.4	1457.2
77.5°	3236.7	1605.8	922.6	965.1	1032.6	1165.8	1308.6	1329.8	1306.6	1302.8	1300.9
80°	1441.7	1009.4	777.9	833.8	893.6	1024.9	1159.9	1177.3	1152.3	1187.0	1142.6
82.5°	926.4	663.9	623.4	685.2	743.1	883.9	1011.4	1015.2	992.1	1152.3	982.4
85°	449.7	411.1	469.0	525.0	575.2	694.8	837.7	839.5	781.6	712.2	687.1
87.5°	223.9	239.4	312.7	362.8	387.9	476.7	609.9	598.3	573.3	521.1	480.6
90°	0.0	0.0	0.0	0.0	0.0	0.0	0.0	0.0	0.0	0.0	0.0

(END OF REPORT)